

Welding

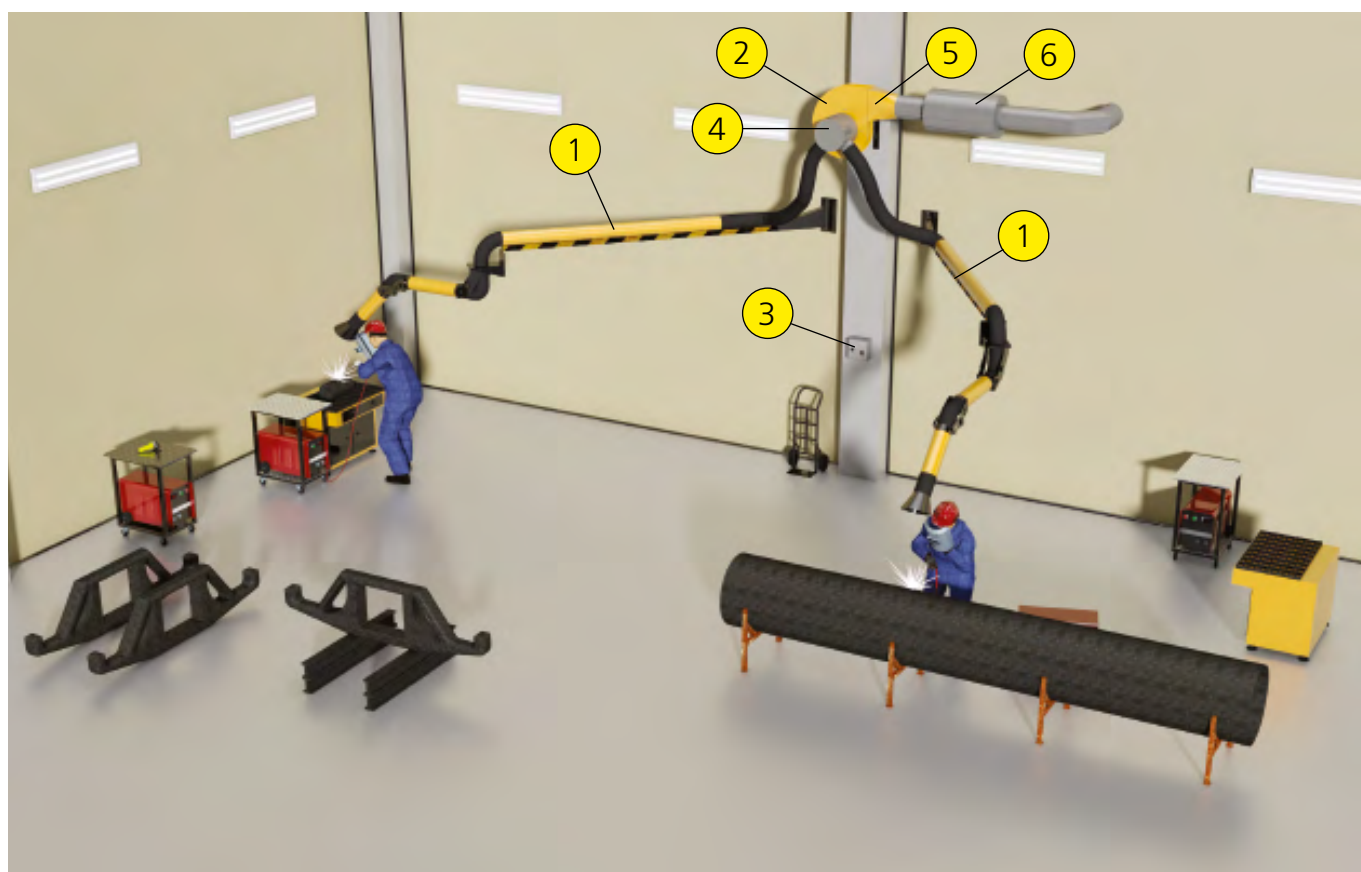
Extraction arms

MAIN PROBLEM:



Two welding workplaces close to each other and to the wall. No filtration needed. Large parts may be welded.

SOLUTION:

Two extraction arms with consoles connected to extraction fan.



EQUIPMENT USED FOR SOLUTION:

Equipm.	Pos. on pic.	Description	Pcs
	1	Extraction arm with console EF-M-4530-L . Working radius – 7 m. Lighting installed into the hood and operated by the switch in the hood via control unit (3). Fan can be switched on/off by the second switch in the hood.	2
	2	Extraction fan VMK-4700 allowing connection of two extraction arms via T-joint (4). Productivity: 1000-4000 m³/h. Pressure: 1200-2380 Pa. Used with a silencer (6) and a connection piece (5).	1